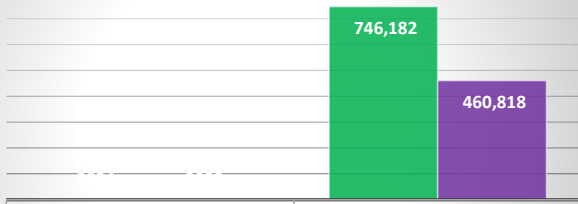


OKITIPUPA OIL PALM PLC

**MANAGEMENT ACCOUNTS
PERIOD ENDED 31ST MARCH, 2024**

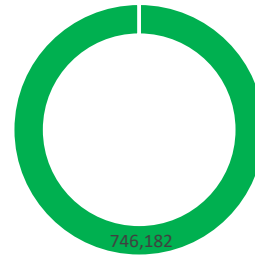
Q1 2024 RESULTS AT GLANCE

Q1 2024 vs Q1 2023 Revenue



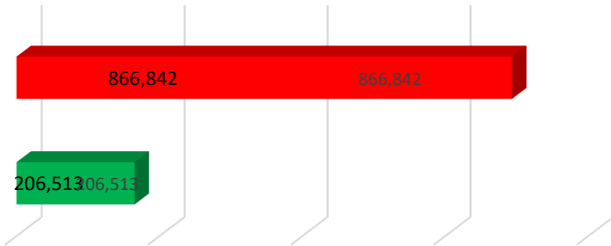
Series	Year	Revenue (N'000)
Series1	2024	746,182
Series2	2023	460,818

Q1 2024 Revenue



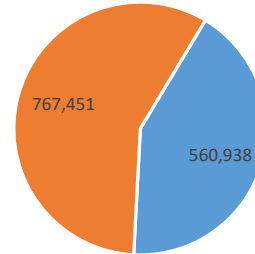
N'000

Actual vs Budget Profits



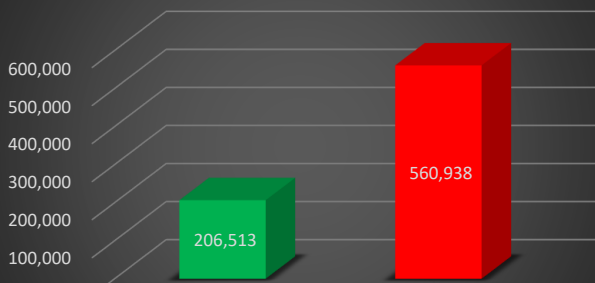
Profit Type	Profit (N'000)
Actual Profit	206,513
Budgeted Profit	866,842

Total Income vs Total Cost



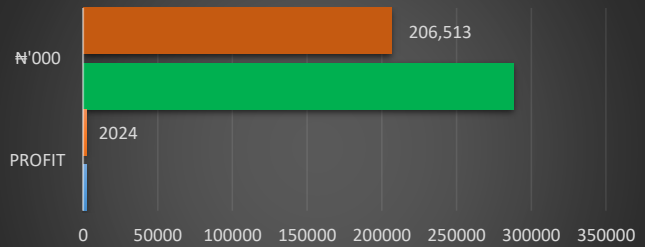
Total Cost Total Income

Q1 2024 Profit vs Total Cost



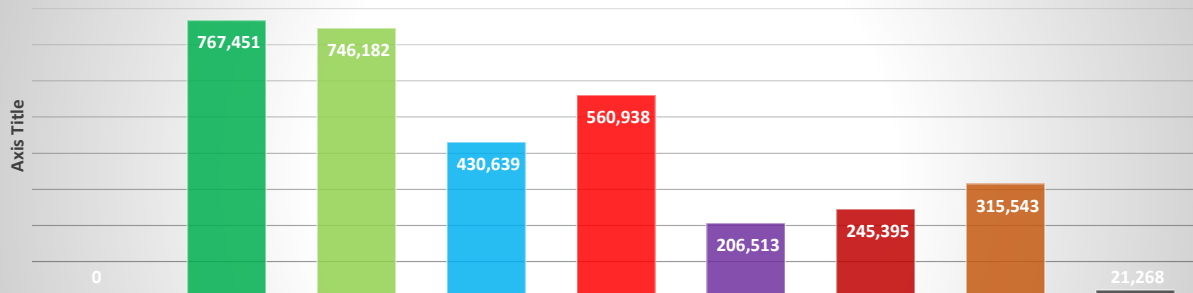
Category	Value (N'000)
Profit	206,513
Total Cost	560,938

Q1 2024 vs Q1 2023 Profits



Year	Profit (N'000)
2024	206,513
2023	288,106

Q1 2024 Variables



Variable	Value (N'000)
Total Income	767,451
Revenue	746,182
Gross Profit	430,639
Total Expenses	560,938
Profit Before Tax	206,513
Operating Expenses	245,395
Cost of Sales	315,543
Other Income	21,268

OKITIPUPA OIL PALM PLC

**PROFIT OR LOSS AND COMPREHENSIVE INCOME
FOR THE PERIOD ENDED 31ST MARCH, 2024**

		YEAR	2024	Budget	Variance	YEAR	YEAR	Variance	Variance
		2024	Budget	Variance	%	2024	2023	N'000	%
		N'000	N'000	N'000		N'000	N'000		
Revenue	24	746,182	1,254,083	- 507,901	-40%	746,182	460,818	285,365	62%
Direct Costs	26	- 315,543	- 174,852	- 140,691	-80%	- 315,543	- 83,108	- 232,435	-280%
Gross Profit		430,639	1,079,231	- 648,592	-60%	430,639	377,709	52,930	14%
Net Operating Expenses	27	- 245,395	- 255,639	10,244	4%	- 245,395	- 120,050	- 125,345	-104%
Other Incomes	25	21,268	43,250	- 21,982	-51%	21,268	30,446	- 9,178	-30%
Profit on continuing operations before tax		206,513	866,842	- 660,329	-76%	206,513	288,106	- 81,592	-28%
Provision for Income Tax		25,814	43,342	17,528	40%	25,814	36,013	- 10,199	-28%
Operating Profit after Tax		180,699	823,500	- 642,801	-78%	180,699	252,092	- 71,393	-28%

OKITIPUPA OIL PALM PLC

STATEMENT OF FINANCIAL POSITION AS AT 31ST MARCH, 2024

CAPITAL EMPLOYED	NOTE	2024 N'000	2023 N'000	Change N'000	Change %
FIXED ASSETS					
Property, Plant and Equipment	1	923,151	396,219	526,932 ↑	133%
Bearer's Plant	2	841,666	-	841,666 ●	0%
Biological Assets	3	173,360	444,745 -	271,385 ↓	-61%
Capital Work in Progress	4	340,124	342,399 -	2,275 ↓	-1%
Deferred Asset	6	116,950	194,693 -	77,743 ↓	-40%
Investment	7	149	50	99 ↑	198%
		2,395,400	1,378,106	1,017,294 ↑	74%
CURRENT ASSETS					
Prepayments	8	99,579	-	99,579 ●	0%
Inventories	9	83,520	100,362 -	16,842 ↓	-17%
Other Receivables	10	43,821	31,683	12,138 ↑	38%
Guaranty Trust Bank	11	-	27,725 -	27,725 ↓	-100%
Cash and Bank Balances	12	204,558	468,043 -	263,485 ↓	-56%
		431,478	627,813 -	196,335 ↓	-31%
TOTAL ASSETS		2,826,878	2,005,919	820,959 ↑	41%
EQUITY AND LIABILITIES					
Equity					
Ordinary Share Capital	13	57,662	48,000	9,662 ↑	20%
Share Premium	13	110,502	9,368	101,134 ↑	1080%
Deposit for Shares	14	14,000	134,000 -	120,000 ↓	-90%
Retained Earnings	15	962,141	591,681	370,460 ↑	63%
Other Reserves		110		110 ●	0%
		1,144,414	783,049	361,366 ↑	46%
NON CURRENT LIABILITIES					
Deferred Tax Liabilities	5	145,035		145,035 ●	0%
CURRENT LIABILITIES					
Trade payables	16	394,889	112,235	282,654 ↑	252%
Post-employment benefit	17	43,796	65,801 -	22,005 ↓	-33%
Statutory Obligations	18	159,449	97,535	61,914 ↑	63%
Accruals	19	89,342	45,670	43,672 ↑	96%
Bank Overdrafts	20	15,206	15,207 -	1 ↓	0%
Licence Fees Received in Advance	21	802,464	844,586 -	42,123 ↓	-5%
Unclaimed Dividend	22	6,469	5,822	647 ↑	11%
Income Tax Proposed	23	25,814	36,013 -	10,199 ↓	-353%
		1,537,429	1,222,870	314,559 ↑	26%
TOTAL LIABILITIES		1,682,464	1,222,870	459,594 ↑	38%
TOTAL EQUITY AND LIABILITIES		2,826,878	2,005,919	820,959 ↑	41%

TAIWO ADEWOLE
MD/CEO
FRC/2020/03/00000021511


SAMAGBEYI BOSEDE A.
ACTING MANAGEMENT ACCOUNTANT

OKITIPUPA OIL PALM PLC

					2,024
1 PROPERTY, PLANT AND EQUIPMENT	INITIAL COST	ADDITIONS	TOTAL COST	ACC. DEPR.	NBV
PROPERTY	'N'000	'N'000	'N'000	'N'000	'N'000
Freehold Land	2,640	-	2,640	-	2,640
Leasehold Land	183,012	45,110	228,122	-	205,280
	185,651	45,110	230,762	-	22,842
					207,919
ROADS & BRIDGE					
Roads, Paths, Bridges and Culv	185,562	43,128	228,690	-	82,851
	185,562	43,128	228,690	-	82,851
					145,839
BUILDINGS					
Estate Buildings and Structure	29,986	-	29,986	-	21,574
Mill Buildings	4,050	-	4,050	-	1,307
Head Office Buildings	15,342	-	15,342	-	4,221
Tennis Court Fencing	32	-	32	-	32
Landscaping & Beautification	6,403	-	6,403	-	2,950
	55,812	-	55,812	-	30,084
					25,728
PLANT AND MACHINERY					
Tractors and Other Agric Impl	65,139	-	65,139	-	64,428
Generator Set -CHQ	17,486	-	17,486	-	6,144
Mill Plant and Machinery	184,127	-	184,127	-	184,127
Jetties and Boats	3,919	-	3,919	-	3,919
Connection to NAT Grid	3,480	-	3,480	-	3,480
Steam Boiler	61,649	-	61,649	-	61,649
CHQ Mini Mill Rehabilitation	14,494	1,231	15,726	-	9,624
C.W.I.P - Mini Mill Rehab.	-	-	-	-	-
Ipoke Mill Rehabilitation	32,357	178,530	210,887	-	13,741
	382,651	179,762	562,412	-	347,113
					215,299
FURNITURE & EQUIPMENT					
Workshop Machinery and Tools	1,991	-	1,991	-	1,991
Laboratory Equipment	4,322	-	4,322	-	1,879
Hospital Equipment	39	-	39	-	39
Household Furniture & Equip.	14,630	714	15,344	-	10,942
Fire Fighting Equipment	32	-	32	-	32
Computer Equipment	12,803	-	12,803	-	3,246
Office Equipment	45,695	2,415	48,110	-	28,890
Mobile Network	344	-	344	-	228
Website Development	486	-	486	-	309
	80,341	3,129	83,470	-	47,556
					35,915
MOTOR VEHICLE					
Motor Vehicles	85,897	269,779	355,676	-	65,636
Motorcycles	6,195	-	6,195	-	3,783
	92,092	269,779	361,870	-	69,419
					292,451
TOTAL (PPE)	982,108	540,908	1,523,016	-	599,865
					923,151

2 BEARER'S PLANT	INITIAL COST	ADDITIONS	TOTAL COST	ACC. DEPR.	NBV
Mature Plantation (Palm Trees)	928,692	4,799	933,490	-	195,362
Plantatn. Rehab-Palm Trees	134,637	-	134,637	-	43,165
New Plantation Development	16,362	-	16,362	-	4,297

TOTAL	1,079,690	4,799	1,084,489 -	242,824	841,666
BIOLOGICAL ASSETS					
3 Produce Growing on Tree	173,360	-	173,360		173,360
4 CAPITAL WORK IN PROGRESS					
Nursery Development	213,012	766	213,777		213,777
New Plantation Dev - Iyansan 2	122,906	3,440	126,347		126,347
TOTAL	335,918	4,206	340,124	-	340,124
GRAND TOTAL (PPE, BIOLOGICAL ASSETS AND CAPITAL WORK IN PROGRESS)	2,397,717	549,913	2,947,630 -	842,689	2,104,941
	2,024				2,023
	'N'000				'N'000
5 DEFERRED TAX ASSET/LIABILITIES					
Deferred Tax Liabilities	164,798				
Deffered Taxation	- 19,764				87,743
	145,035				87,743
6 DEFERRED ASSET					
Everest Project(Core investor)	116,950				106,950
	116,950				106,950
7 INVESTMENT					
Investmt Sovereign Trust Insura	149				50
	149				50
8 PREPAYMENTS (SCH 9)	99,579				-
9 STOCK INVENTORY					
Stock: Special Palm Oil-CHQ	14,040				21,681
Stock: Special Palm Oil-Ipoke	6,380				17,321
Stock: CHQ Sludge	30				
Stock: Ipoke Sludge	60				-
Stock: Fresh Fruit Bunches - Apoi	3,415				
Stock: Fresh Fruit Bunches - Igbotako	202				
Stock: Fresh Fruit Bunches - Ikoya	396				
Stock: Fresh Fruit Bunches- Ilutitun	72				
Stock: Fresh Fruit Bunches- Irele	4,024				
Stock: Fresh Fruit Bunches - Iyansan	1,494				
Stock: F. F. B. -CHQ Mini Mill	3,954				3,508
Stock: F. F. B. -Ipoke Mill	6,278				644
Stock: Uncracked Kernel- CHQ Mini Mill	4,500				50
Stock: Uncracked Kernel Ipoke Mill	1,200				
Stores: Agro Chemical	23,099				26,311
Stores: Stationaries/Printings	1,484				4,181
Stock: CHQ Seedlings	12,891				26,667
	83,520				100,362
10 OTHER RECEIVABLES					
Staff Loan and Advances (Sch. 1)	32,865				30,946
Other Receivables (Sch.2)	10,956				737
	43,821				31,683
11 ACCOUNTS RECEIVABLE - GTB	-				27,725
12 BANK AND CASH BALANCES					
Polaris Bank	74,231				52
Skye Bank Plc A/c 1399	0				0
Skye Bank PLC (Receivership Ac	5				5

Wema Bank Plc Ore (0124296086)	457	1
First City Monument Bank 2	3,184	
FCMB (Lagos)409626	7,442	57,725
Eco Bank PLC 1	5	5
Eco Bank PLC 2	30	
Eco Bank PLC 3	5	
Eco Bank PLC 4	4	
Access Bank -6705	1,085	34,639
First Bank PLC, Igbokoda	212	10,057
Eco Bank PLC 2	7	7
First Bank PLC, OPA (20206)	32,304	19,594
First Bank PLC, OPA (9065)	6,131	17,980
United Bank of Africa PLC-9967	9	16
United Bank of Africa PLC-9580	11,966	987
Union Bank of Nigeria(5045506)	9,990	1,530
Petty Cash	250	147
Fixed Deposits	<u>57,242</u>	<u>325,298</u>
	<u>204,558</u>	<u>468,043</u>
13 SHAREHOLDERS' FUND		
Share Capital:		
Authorised:		
2,000,000,000 Ordinary shares of 50k each.		
Issued:		
115,324,000 ordinary shares of 50k each	57,662	48,000
Share Premium	110,502	9,368
14 DEPOSIT FOR SHARES	14,000	134,000
15 RETAINED EARNINGS		
Retained Earning - b/f	- 50,045	38,389
Retained Earning - Current	<u>831,487</u>	<u>301,199</u>
Unappropriated profit brought forward	781,442	339,588
Profit before Tax for the period	<u>206,513</u>	<u>288,106</u>
As at December 30	<u>987,955</u>	<u>627,694</u>
	987,955	627,694
Provision for Income Tax	<u>25,814</u>	<u>36,013</u>
Retained Earning After Tax	<u>962,141</u>	<u>591,681</u>
16 TRADE PAYABLES		
Account Payable - Harvesting Contractors (SCH. 3)	23,324	488
Account Payable- Judgment Creditors (SCH. 4)	3,152	3,152
Account Payable- Sundry Creditors (SCH. 5)	<u>368,413</u>	<u>108,595</u>
	<u>394,889</u>	<u>112,235</u>
17 POST-EMPLOYMENT BENEFIT (SCH 7)	43,796	65,801
18 STATUTORY OBLIGATIONS (SCH. 6)	159,449	97,535
19 ACCRUALS (SCH. 8)	89,342	45,670
20 BANK OVERDRAFTS		
Union Bank Plc. Irele A/c 487	-	1
Union Bank Plc. Irele A/c 682	-	10
Unity Bank Plc A/c 000	<u>15,206</u>	<u>15,196</u>
	<u>15,206</u>	<u>15,207</u>

21	ADVANCED REVENUE		
	Licence Fees Received in Advance (SCH. 8)	<u>802,464</u>	<u>844,586</u>
	Total Deposits	<u>802,464</u>	<u>844,586</u>
22	UNCLAIMED DIVIDENDS	6,469	5,822
23	INCOME TAX PAYABLE		
	Income Tax for the period	<u>25,814</u>	<u>36,013</u>
		<u>25,814</u>	<u>36,013</u>

OKITIPUPA OIL PALM PLC
NOTES TO FINANCIAL STATEMENTS

	2,024				Budget			
	2024	Budget	Variance	Variance	2,024	2,023	Variance	Variance
	N'000	N'000	N'000	%	N'000	N'000	N'000	%
24 SALES TURNOVER								
Turnover - Farm Licencing	465,048	366,271	98,778	27%	465,048	455,892	9,156	2%
Special Palm Oil (SPO)	130,721	750,000	- 619,279	-83%	130,721	3,433	127,289	3708%
Palm Kernel (PK) Uncracked	11,930	45,000	- 33,070	-73%	11,930	1,400	10,530	752%
Fresh Fruit Bunches (FFB)	136,168	-	136,168	0%	136,168	-	136,168	0%
Other By-Products	1,610	2,813	- 1,203	-43%	1,610	93	1,517	1631%
Sales of Seedlings	705	90,000	- 89,295	-99%	705	-	705	0%
	746,182	1,254,083	- 507,901	-40%	746,182	460,818	285,365	62%
25 OTHER INCOMES								
Other Income	675	750	- 75	-10%	675	647	28	4%
Interest On Fixed Deposit	343	37,500	- 37,157	-99%	343	8,211	- 7,868	-96%
Registration Fees	20,250	5,000	15,250	305%	20,250	21,588	- 1,338	-6%
	21,268	43,250	- 21,982	-51%	21,268	30,446	- 9,178	-30%
26 DIRECT COSTS	315,543	174,852	- 140,691	-80%	315,543	83,108	- 232,435	-280%
27 ADMINISTRATIVE OVERHEADS	245,395	255,639	10,244	4%	245,395	120,050	- 125,345	-104%

OKITIPUPA OIL PALM PLC

		2,024	2,023
SCH. 1	ACCOUNTS RECEIVABLE - Staff and Others	'N'000	'N'000
	Staff Loan	12,697	16,750
	Staff PTA Account	18,495	7,904
	Salary/ Personal Advance	1,329	3,416
	Fixed Deposits Interest Receiv	330	2,876
	Dividend receivables	14	-
		32,865	30,946
SCH. 2	ACCOUNT RECEIVABLE - Trade & others		
	Advances Payable (Suppliers)	10,451	-
	Customers' Prepayments	-	11
	Land Owners	-	404
	Licensee FFB Supply- CHQ Mill	89	-
	Acct Payable-Equita Law	-	-
	Account Pay: DCSL Ltd	26	-
	Account Pay: J-K Gadzama	161	161
	Acct Pay: Qoram Hosp & Logisti	161	161
	Acct. Pay: T.C Maduson Nig Ltd	68	-
		10,956	737
SCH. 3	ACCOUNTS PAYABLE -Harvesting Contractor		
	Account Payabl- Harvester Cont	23,324	488
SCH. 4	ACCOUNT PAYABLE - JUDGMENT CREDITORS		
	Account Pay-Jdgt Cre-Moronfola	152	152
	Account Pay- Jud-Cre: Ajisomo	2,000	2,000
	Acct Pay-Jdg-Cre: Titi Omosowo	1,000	1,000
		3,152	3,152
SCH. 5	ACCOUNT PAYABLE - SUNDRY CREDITORS		
	Customers' Prepayments	129,335	- 1,469
	Account Payable-Slashing	96,103	-
	Licensee FFB Supply-CHQ Mill	-	13,311
	Licensee FFB Supply-Ipoke Mill	1,356	8,358
	Account Payable (Creditors)	24,837	20,533
	Account Payable (Landowners)	288	-
	Account Pay- Osborne Laws	650	650
	Account Payable- Chris Ogunban	1,613	888
	Account Payable-SIAO & Partner	1,375	1,000
	Kaleidoscope Media	444	444
	Account Payable-Leruze multina	96	96
	Account Payable-Tunbar Printin	74	74
	MIDAS IMAGE & MEDIA SOLUTIONS	810	710

Acct Payable: Abioye Abdulraza	500	2,325
Acct Payable: Pentabon Ltd	638	638
Acct Payable-Equita Law	394	3,778
Account Pay: DCSL Ltd	-	4,796
Account Pay: Yinka Muyiwa Cham	3,932	132
Account Pay: Global Moaste	53	53
Account Payable - Greenwich Registrar Data Solution	-	657
Acct Payable: Akinmameji Bamid	0	0
Account Pay-Around D Cloc	7,510	-
Account Payable-Komsven Multi	3,656	750
Acct Payable: DA Afreak	1,462	543
Acct Payable: Green Agric Deve	1,430	1,430
Acct Payable: Fovel Abound Con	-	5,090
Acct Payable: Mabbis Precision International	23,716	-
Account Pay: Ernest & Young	288	15,431
Account Payable: Provision for Audit Fee (2023)	40,000	-
Account Payable: Libra Graphic	39	39
Account Payable - Master Chem & fertilizer	-	13,288
Acct Pay-Eahis Global Tech	35	31
Acct Pay- Mac Tay Limited	2,558	-
Acct Pay-J. A. Oars Consulting	53	1,916
Acct Pay-Radsy Vent. Nig. Ltd		6,910
Acct Pay-Walls&Colours Interio	1,830	2,160
Acct Payable: Zippo Security	107	44
Acct Pay: Obongbotako Latima	348	348
Acct payable: Kolawole Macauli		346
Acct Pay: Haven Lift Global Co	125	125
Acct Pay: AXA Mansard Health L	1,210	1,255
Acct. Payable: KPMG Advisory	980	244
Account Pay-Judah tribe	18	299
Acct Pay: First Rainbow Carpet	174	1,284
Customers Deposit	5,248	-
Acct Payable: Babatunde Ogunwo	3,496	-
Ranti Moronkeji & Co Chartered	1,085	-
Account Pay: Regency Law Firm	2,210	-
Acct payable: GOD Protocols	978	-
Allumium Blindind	579	-
Awolowo & Sons	344	-
Account Payable: Kekere James	0	87
Account Payable: Real Plus Concept	0	-
Account Pay-Road Rehabilitation	6,437	-
	368,413	108,595

SCH. 6 ACCOUNTS PAYABLE - STATUTORY OBLIGATIONS

Withholding Tax.	86,467	34,618
FIRS -Company Income Tax	34,433	46,261
FIRS - Education Tax	21,684	-

	P.A.Y.E	7,930	7,740
	Industrial Training Fund	7,587	7,587
	Development Levy	1,330	1,330
	Acct Payable: SEC	-	-
	NPTF	18	-
		159,449	97,535
SCH. 7	POST-EMPLOYMENT BENEFIT		
	Pension Fund -Employees' Contr	43,796	48,502
	Pension - Employers' Contr	-	17,299
		43,796	65,801
SCH. 8	ACCRUALS		
	Accrued Entitl & Gratuity-Curr	50,156	35,985
	Net Salaries & Wages Payable	77	9,685
	Provision for AGM	25,000	-
	Prov. Leave Allowance	1,356	-
	Prov. Pension Employers Contri	270	-
	Prov. Audit Fee and Exp	5,370	-
	Prov. Tax Consultancy Exp.	2,113	-
	Prov. Other Professional Fees	5,000	-
		89,342	45,670
SCH. 9	ACCOUNTS PAYABLE - CUSTOMER DEPOSITS		
	Expected Credit Loss	93,823	-
	Deffered License Payment	708,641	844,586
	Customers Deposit	-	-
		802,464	844,586
SCH. 10	PREPAYMENTS		
	Account Payable: NIFOR	24,024	-
	R3 Consulting Ltd	36,804	-
	Directors Fees paid in Advance	38,750	-
		99,579	-
SCH. 11	UNCLAIMED DIVIDEND	6,469	5,822

OKITIPUPA OIL PALM PLC

	2,024	2,023
SCH. 10 DIRECT COSTS		
Stamp Duty- Lease Agreement	-	-
Total	<u>-</u>	<u>-</u>
 SCH. 11 PRODUCTION OVERHEADS		
Manual Clearing of Plantation	22	-
Harvester & Carrier wages	72,745	288
Field Supervision Expenses	1,275	975
Security Expenses-Plantation	88,056	51,467
Printing/Stationery-Mill/Estat	689	514
Mtce & Sanitation	-	67
Packing Materials -Plastic Keg	49	15
Repairs Gen, Sets-Mills	216	-
Total	<u>163,052</u>	<u>53,326</u>
 SCH. 12 MILLING / SEEDLING COSTS		
Nursery Development Expenses	626	1,685
Seedling Development Cost	269	-
Mill Consumable-CHQ Local Mill	86,911	2,201
Mill Consumables-Ipoke Mill	50,550	-
Wages: Ipoke Mill	1,773	1,644
Wages: Agric/Nursery	2,169	8,030
Harvesting Cost-CHQ	737	-
Wages:Fresh Fruit Bunches-Irel	15	-
Harvesting Cost-Iy	60	-
Total	<u>143,109</u>	<u>13,559</u>
 SCH. 13 Depreciation & Amortization Charges On:		
Operational Assets & Matured Plantations	9,382	16,223
 SCH. 14 ADMINISTRATIVE OVERHEADS		
Pensions - Employers Contribut	2,196	2,126
Wages: CHQ Gardener	-	1,321
Leave Allowance	2,340	2,025
Staff Per Diem	4,375	6,207
Staff Salaries and other allowances	37,652	25,702
Website Renewal	1,306	902
Office Expenses CHQ	253	977
Insurance Premium Expenses	14,407	1,485
Own Electricity Generation	5,754	4,829
CHQ/Residential Security Exp	2,927	4,028
Repairs Water Supply and Res	277	60
Electrical Expenses	404	200

Vehicle Licence Particulars	25	33
Repairs Gen, Sets-CHQ	-	289
House Rent	500	336
Printing and Communication Expenses	1,309	1,508
Reimbursable Expensable	-	1,300
Directors' emoluments & other entitlements	58,954	24,750
Enumeration Expenses	-	195
HMO / Medical Expenses	3,321	4,294
Company Secretarial Fess	10,885	-
Legal Fees & Expenses	7,758	2,152
Hospitality and Trade Expenses	2,717	1,888
Audit Fees and Expenses	5,370	200
Business Premises Levy	1,000	-
NYSC Allowance	271	30
SIWES	-	20
Tax Consultancy Exp	2,113	3,000
Advertisement & Publicity	6,009	-
Vehicles Repairs and Fueling	10,735	4,755
Motorcyle Repair	361	300
Hotel & Travelling Expenses	10,204	2,117
Car Hire	718	10
Human Resources Development	426	647
Bank Charges and Commissions	1,498	1,008
General Consultancy	1,928	7,001
Fine and Penalty	1,000	-
Landowners Expenses	70	325
Stock Exchange Exps.	-	302
Gratuity Retirement and Redund	989	-
House Equipment/materials	679	28
Repairs Buildings CHQ Estate	499	150
Household Equipment Maintenanc	60	15
Repairs Office Equipment and C		20
Depreciation & Amortization	5,510	9,528
Other Professional fees & exp	7,264	-
Corporate Soc. Responsibilitie	30,160	3,988
Miscellaneous Expenses	944	-
Mtce & Sanitation	227	-
Total	245,395	120,050